




**WARNING**  
警告

Always wear eye protective gear. 玩枪时，请始终戴着眼保护装置。



When shooting the air gun for a target or game, you and all participants must wear goggles or other eye protective gear, also paying attention to ricochets. (Pay sufficient attention also to third personnel other than participants.)

当使用汽枪射击目标或游戏时，你和所有的参与者都必须戴着防护眼镜或其它眼保护装置，同时要注意子弹的弹跳方向。（而且要特别注意不能射向游戏者以外的第三者。）

You may be punished if you are shooting for a practical joke.  
如果用汽弹枪开恶意指笑，可能会受到惩罚。




You may be punished if you damage public or personal properties or injure a person or animal even if you are shooting for a practical joke. Always observe manners and enjoy healthy sport shooting.

如果你损害公共的或私人的财产，或者伤害人或动物，即使你是在进行射击实践游戏，你也会受到惩罚。

请始终守规定，享受有益健康的运动射击。

Never disassemble or modify the air gun. 避免拆除或修改该气枪。



This air gun is manufactured under consideration of appropriate performance and operability. Disassembling or modifying the gun may generate danger or adversely affect the performance. So, avoid disassembling or modifying the air gun.

该气枪是根据适当的性能和操作而制造的。拆除或改装气枪可能产生危险或者违反操作。因此要避免拆除或改装该气枪。

Never look into the gun muzzle.  
禁止直接目视枪口。



Do not look directly into the muzzle to avoid accidental discharge of BB.

不要直接地看枪口，避免BB弹意外射击。

Never shoot at any human or animal.  
禁止射击人或动物。



Never aim or shoot a person or animal as the target. Always attach the protective plug to the muzzle.

不可把人或动物当作目标瞄准或射击。

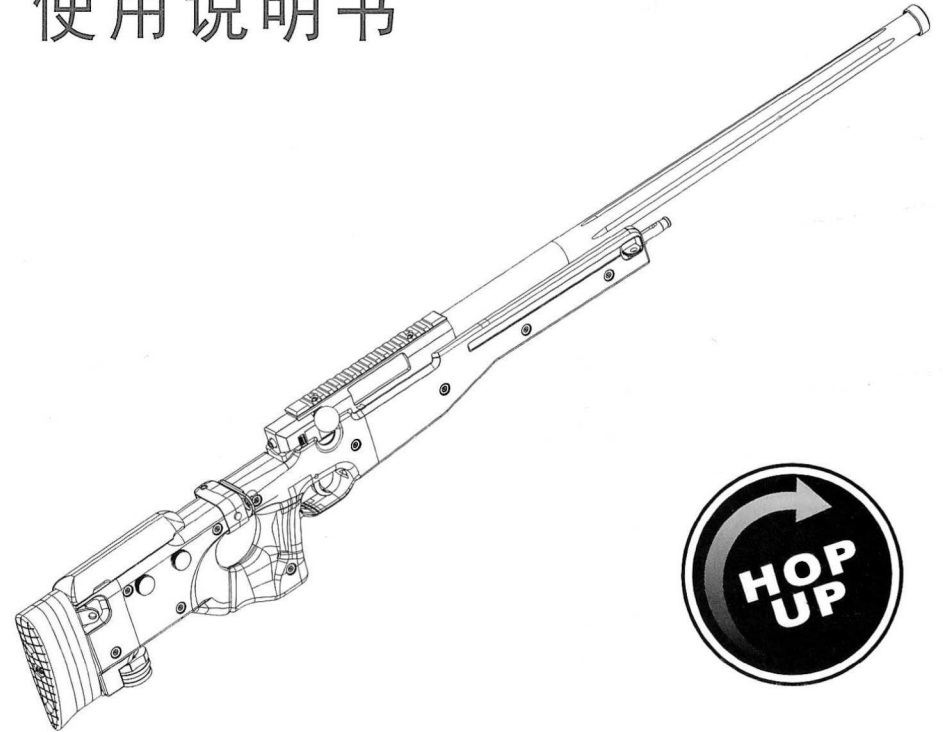
- Please read the instructions carefully before use. (Please read the Notice in details).
- Please retain the instructions for future reference.
- Don't use it improperly or refit the air gun.
- 使用前请先完整阅读说明书（注意部分请详细阅读）
- 保存好此说明书以供日后使用参照
- 切勿错误使用或改装气弹枪

Users restricted to 18 years of age or older 使用年龄对象18岁以上

# CM.706 AIRSOFT GUN

## INSTRUCTION MANUAL

## 使用说明书



**在操作之前必需读熟这些说明书**

**Always read through this manual before operation.**



**警告 WARNING**

	18岁以上年龄才能使用 Only for 18 years of age or older	18岁以上年龄才能利用这支汽枪比赛使用 Operation of this air gun for competition use is restricted to users of 18 years of age or older.
	注意受损伤 Injury caution	因为BB弹能达到50-60米范围，不小心的射击将可能导致眼睛受损伤或其它伤害。 Since plastic BB bullets reach so to 60 meters, careless shooting may cause eye damage or other injuries.
	注意熟读警告指示手册 Careful reading of Handling cautions and Instruction manual	在操作之前要细心读熟警告手册和指示手册操作汽枪时必须认识好警告指示 Always read through this HANDLING CAUTIONS AND INSTRUCTION MANUAL carefully before operation. Operate the air gun with full recognition of warnings and cautions.



1	红枪头	red tip	79	升弹头	Lift warhead
2	风筒固定座	cylinder Fixed Seat	80	ø2.0×6铁轴	ø2.0×6 Iron axis
3	外管	outer barrel	81	升弹头座	Lift warhead seat
4	弹盒扣件	Cartridge fastener	82	弹道左	left Ballistic
5	弹盒扣件弹簧	Cartridge fastener spring	83	扁簧座	Flat spring seat
6	弹盒扣件座	Cartridge fastener base	84	弹道右	right Ballistic
7	M3×8 PMHO螺丝	M3×8 PMHO screw	85	ø2.3×8 PBHO 螺丝	ø2.3×8 PBHO screw
8	ø2×17铁轴	ø2×17 Iron axis	86	内壳弹簧	Inner shell spring
9	气缸垫圈	Cylinder washer	87	弹盒扣	Cartridge button
10	风筒套	Cylinder set	88	内壳	Inner shell
11	M3×3占力	M3 * 3 screw	89	ø2.0×21.8铁轴	ø2.0×21.8 Iron axis
12	风筒套配件	Cylinder set parts	90	弹盒外壳	Cartridge case
13	鱼骨	rail	91	波箱左件	Left part of gearbox
14	M4×5 KMHO内六角螺丝	M4×5 KMHO Inner hexagon screw	92	扳机配件	Trigger accessories
15	气塞	Air plug	93	扳机配件弹簧	Spring of trigger fittings
16	ø21.6×ø1.5 O型圈	21.6 x 1.5 O-ring	94	扳机	Trigger
17	ø22.5×ø2.5 O型圈	22.5 x 1.5 O-ring	95	扳机回位弹簧	Trigger return spring
18	减震垫	Shock absorbing pad	96	ø1.5×5.5铁轴	ø1.5×5.5 Iron axis
19	内风筒	inner cylinder	97	ø3×12铁轴	ø3×12 Iron axis
20	主力簧	Main spring	98	ø3×20铁轴	ø3×20 Iron axis
21	ø8垫片	ø8 shin	99	传动件弹簧	Drive Spring
22	主力簧尾顶	Springguide	100	传动连件	Drive coupling
23	外风筒	outer barrel	101	保险件	Insurance parts
24	风筒连接件	cylinder Connector part	102	风筒扣只扭簧	cylinder torsion spring
25	拉手定位件	slide fixednail	103	弹簧介只	spring part
26	拉手定位压簧	slide fixednail spring	104	风筒扣只	cylinder part
27	拉手	slide	105	风筒定位件	cylinder positioner
28	拉手座	slide base	106	传动件弹簧	Drive Spring
29	M5×12 HMHO内六角螺丝	M5 *12 HMHO hexagonal screw	107	保险传动件	Safety transmission
30	内管	inner barrel	108	波箱右件	Right part of gearbox
31	过只限位螺栓	Over-limited bolts	109	M2.5×12 KMHO螺丝	M2.5×12 KMHO screw
32	调节圈	Adjusting ring	110	保险弹簧	Relief spring
33	M5×5占力	M5×5 screw	111	定位弹簧	Positioning spring
34	铜套	Copper sleeve	112	定位只	Positioning part
35	过只橡胶	hop-up rubber	113	保险拨件	Insurance allocation
36	ø7.0轴用扣环	ø7.0 Shaft retaining ring	114	M4×6占力	M4×6 screw
37	内管管正件	Inner tube fittings	115	枪托连接后件	stock Connecting Rear Parts
38	ø2×16铁轴	ø2×16 Iron axis	116	枪托定位后订	stock positioning nail
39	M3六角螺母	M3 hexagonal nut	117	枪托定位后订弹簧	stock positioning rear nail spring
40	过只座	hop-up base	118	M6×6占力	M6×6 screw
41	子弹卡件	Bullet clip	119	后托折叠弹簧	stockFolding Spring
42	HOP调节弹簧	HOP Adjusting spring	120	按键弹簧座	Button spring seat
43	HOP调节扣	HOP Adjusting button	121	后托折叠按键	stock Folding Key
44	脚架支轴	Foot support shaft	122	固定轴	Fixed shaft
45	M2.5×3 PWMHO D6 螺丝	M2.5×3 PWMHO D6 screw	123	贴轴	Decorative parts
46	前背带环	Front back band	124	ø6×70铁轴	ø6×70 Iron axis
47	前背带环座	Front strap ring seat	125	枪托方条	stock bar
48	前背带环座垫片	Front Back Ring Seat Gasket	126	左枪托	left stock part
49	M5×16 BMHO螺丝	M5×16 BMHO screw	127	枪托扣簧簧座	stock spring seat
50	ø3×14 弹性销	3*14 Elastic Pin	128	枪托扣卡簧	stock snap spring
51	脚架支轴扣弹簧	Scaffold Supporting Shaft Buckle Spring	129	枪托后盖座	Back cover seat of stock
52	脚架支轴扣	Scaffold bracket buckle	130	后背带环	Back band
53	挂饰	Hanging ornaments	131	二级垫	second stage pad
54	风筒套座	Wind socket	132	一级垫	first stage pad
55	M4.0×10 KMHO螺丝	M4.0×10 KMHO screw	133	枪托后内盖	Inner Back cover of stock
56	主体连接件	Main body connector	134	枪托后盖	Back cover of stock
57	活动轴套	Movable shaft sleeve	135	ø6垫片	ø6 shim
58	枪托连接前件	stock Connecting Front Parts	136	M6×50 HMHO螺丝	M6×50 HMHO screw
59	枪托定位前钉	stock Locating pin	137	右枪托	right stock
60	枪托定位前钉弹簧	stock positioning front nail spring	138	贴脸调节螺丝	Decorative parts regulating screw
61	ø3×17.5铁轴	ø3×17.5 Iron axis	139	M16 长六角螺母	M16 Long hexagon nut
62	退弹盒件弹簧	Rebound box spring	140	M4.0×6 TMHO螺丝	M4.0×6 TMHO screw
63	退弹盒件	Rebound cartridge	141	定位条	Location bar
64	ø2.0×6 KBHO螺丝	ø2.0×6 KBHO screw	142	定位条弹簧	Positioning bar spring
65	退弹盒件盖	Rebound box cover	143	M16 铝牙条	M16 Aluminum dental strip
66	M3×6 PMHO螺丝	M3×6 PMHO screw	144	ø20.8×2.2 O型圈	ø20.8×2.2 O Type circle
67	左主体	left main body	145	M3×5 占力	M3×5 screw
68	M3圆螺母	M3 round nut	146	调节螺母	Adjusting nut
69	枪托扣	stock buttstock	147	T头铁轴	T head iron shaft
70	ø2.5×15铁轴	ø2.5×15 Iron axis	148	调节按键	Adjusting button
71	ø2.5×8铁轴	ø2.5×8 Iron axis	149	调节弹簧	Adjusting spring
72	ø11×ø3.1×4.1 螺母套	ø11×ø3.1×4.1 Nut sleeve	150	调节弹簧座	Adjusting spring seat
73	M3×40 HMHO螺丝	M3×40 HMHO screw	151	扁圆螺母	Oblate nut
74	M3×8 HMHO螺丝	M3×8 HMHO screw	152	ø1.5×10铁轴	1.5 x 10 Iron axle
75	M3×5 HMHO螺丝	M3×5 HMHO screw	153	限位件	Limit piece
76	右主体	right main body			
77	升弹扁簧	Flat spring			
78	卡弹件	Cartridge parts			

### AIRSOFT GUN 气枪

Name	名称	CM.706
Overall length	全长	1135mm
Weight	重量	3775g
Magazine capacity	装弹数	25 rounds 25发
Bullet	子弹	6mm BB bullets 6mm BB弹
Initial bullet speed	初速度	140-155m/sec (0.2g bullet) 140-155米/秒 (0.2g BB弹)

● **Load the BB bullet**  
装入BB弹

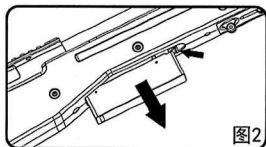


图2

用装弹器装下BB弹 (约25发)

Load the BB bullet with BB loader (about 25 bbs)

Release the mag  
卸下弹盒

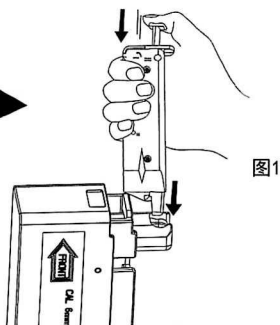


图1

● **How to shot**  
射击方法

As the Pic 5 show, stir up the puller then pull back it until be loaded

如图所示, 将拉手向上拨, 然后用力向后拉至上膛

Install the Mag  
装上子弹仓

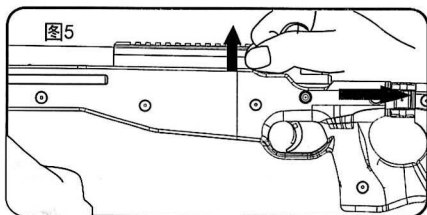


图5

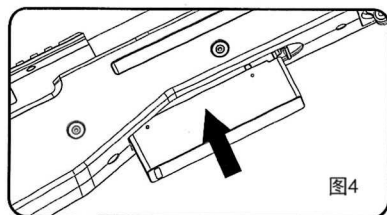


图4

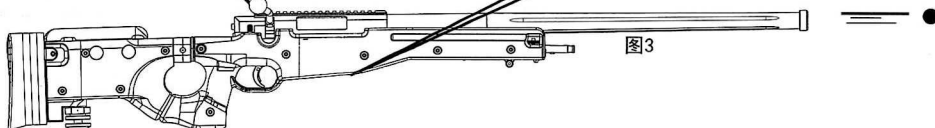


图3

1. Instal the mag.

装上子弹仓。

2. As the Pic.5 show, Stir up the puller then pull back it until it crack, At this motion the puller could not return by itself then push it back and revert the puller

如图5所示, 将拉手向上拨, 然后用力拉到上膛听到一声“咔嚓”声音, 上膛装置已不能自然复位, 再反向操作, 推回原位

3. Attention: Never aim at a person or animal

扣动扳机, 发射BB弹。(注意枪口不要对准人或动物)

● **BB bullet regulator** BB弹调整器

Adjust hop-up to keep the BB could shoot more far in the horizontal direction shootin

调整子弹调节器, 保持水平方向射击能使BB弹获得最远射程。



Hop-up (could be do l l ymove)  
子弹调节器

图6